

AEG

GRID-TIED SOLAR INVERTERS



AS-IC02-2 / THREE-PHASE GRID-TIED SOLAR INVERTER

Characteristics

Power classes: 4 kW - 15 kW
Three-phase, 2 MPPT
Matte black housing
RS485+WiFi

Product Name Code (PNC)

AS-IC02-4000/5000/6000-2
AS-IC02-8000/10000-2
AS-IC02-12000/15000-2

Extra peace of mind

Extensive certifications and Quality Control
5 years product warranty
(optionally extendable to 10/15/20 years)

Advantages

Compact size
For larger residential and commercial installations
Global monitoring



AS-IC02-2 / GRID-TIED THREE-PHASE SOLAR INVERTER

TECHNICAL SPECIFICATIONS

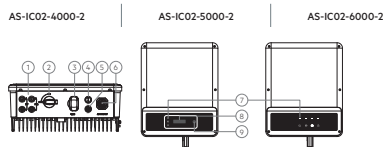
	AS-IC02-4000-2	AS-IC02-5000-2	AS-IC02-6000-2
PV String Input Data			
Max. DC Input Power (W)	6000	7500	9000
Max. DC Input Voltage (V)	1000	1000	1000
MPPT Range (V)	180-850	180-850	180-850
Start-up Voltage (V)	160	160	160
Min. Feed-in Voltage (V)	210	210	210
Nominal DC Input Voltage (V)	620	620	620
Max. Input Current (A)	12.5/12.5	12.5/12.5	12.5/12.5
Max. Short Current (A)	15.6/15.6	15.6/15.6	15.6/15.6
Number of MPPT	2	2	2
Number of Input Strings per MPPT	1/1	1/1	1/1
AC Output Data			
Nominal Output Power (W)	4000	5000	6000
Max. Output Apparent Power (VA)*	4400*	5500*	6600*
Nominal Output Voltage (V)	400, 3L/N/PE	400, 3L/N/PE	400, 3L/N/PE
Nominal Output Frequency (Hz)	50/60	50/60	50/60
Max. Output Current (A)	6.4	8	9.6
Output Power Factor	-1 (Adjustable from 0.8 leading to 0.8 lagging)		
Output THDI (@Nominal Output)	<3%	<3%	<3%
Efficiency			
Max. Efficiency	98.2%	98.2%	98.2%
European Efficiency	97.6%	97.6%	97.6%
Protection			
Anti-islanding Protection	Integrated		
Input Reverse Polarity Protection	Integrated		
Insulation Resistor Detection	Integrated		
DC Surge Protection	Integrated (Type III)		
AC Surge Protection	Integrated (Type III)		
Residual Current Monitoring Unit	Integrated		
Output Over Current Protection	Integrated		
Output Short Protection	Integrated		
Output Over Voltage Protection	Integrated		
General Data			
Operating Temperature Range (°C)	-30-60		
Relative Humidity	0-100%		
Operating Altitude (m)	≤4000		
Cooling	Natural cooling		
User Interface	LCD & LED		
Communication	WiFi (optional: LAN or RS485)		
Weight (kg)	15		
Size (Width*Height*Depth mm)	354*433*147		
Ingress Protection Rating	IP65		
Night Power Consumption (W)	<1		
Topology	Transformerless		
Certifications & Standards			
Grid Regulation / Safety Regulation / EMC	Visit www.aeg-industrialsolar.de for more information		

[*] For Belgium Max. Output Apparent Power (VA), AS-IC02-4000-2 is 4000; AS-IC02-5000-2 is 5000

	AS-IC02-8000-2	AS-IC02-10000-2	AS-IC02-12000-2	AS-IC02-15000-2
PV String Input Data				
Max. DC Input Power (W)	12000	15000	18000	22500
Max. DC Input Voltage (V)	1000	1000	1000	1000
MPPT Range (V)	180-850	180-850	180-850	180-850
Start-up Voltage (V)	160	160	160	160
Min. Feed-in Voltage (V)	210	210	210	210
Nominal DC Input Voltage (V)	620	620	620	620
Max. Input Current (A)	12.5/12.5	12.5/12.5	12.5/25	12.5/25
Max. Short Current (A)	15.6/15.6	15.6/15.6	15.6/31.2	15.6/31.2
Number of MPPT	2	2	2	2
Number of Input Strings per MPPT	1/1	1/1	1/2	1/2
AC Output Data				
Nominal Output Power (W)	8000	10000	12000	15000
Max. Output Apparent Power (VA)*	8800*	11000*	14000*	16500*
Nominal Output Voltage (V)	400, 3L/N/PE	400, 3L/N/PE	400, 3L/N/PE	400, 3L/N/PE
Nominal Output Frequency (Hz)	50/60	50/60	50/60	50/60
Max. Output Current (A)	12.8	16	20.3	24
Output Power Factor	-1 (Adjustable from 0.8 leading to 0.8 lagging)			
Output THDI (@Nominal Output)	<3%	<3%	<3%	<3%
Efficiency				
Max. Efficiency	98.2%	98.3%	98.3%	98.3%
European Efficiency	97.6%	97.7%	97.7%	97.7%
Protection				
Anti-islanding Protection	Integrated			
Input Reverse Polarity Protection	Integrated			
Insulation Resistor Detection	Integrated			
DC Surge Protection	Integrated (Type III)			
AC Surge Protection	Integrated (Type III)			
Residual Current Monitoring Unit	Integrated			
Output Over Current Protection	Integrated			
Output Short Protection	Integrated			
Output Over Voltage Protection	Integrated			
General Data				
Operating Temperature Range (°C)	-30-60			
Relative Humidity	0-100%			
Operating Altitude (m)	≤4000			
Cooling	Fan cooling			
User Interface	LCD & LED			
Communication	WiFi (optional: LAN or RS485)			
Weight (kg)	16			18
Size (Width*Height*Depth mm)	354*433*155			
Ingress Protection Rating	IP65			
Night Power Consumption (W)	<1			
Topology	Transformerless			
Certifications & Standards				
Grid Regulation / Safety Regulation / EMC	Visit www.aeg-industrialsolar.de for more information			

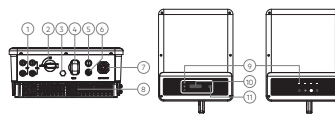
[*] For Belgium Max. Output Apparent Power (VA), AS-IC02-6000-2 is 6000; AS-IC02-8000-2 is 8000; AS-IC02-10000-2 is 10000; for AS-IC02-12000-2 is 12000; for AS-IC02-15000-2 is 15000.

TECHNICAL DRAWINGS



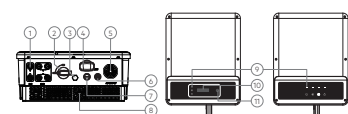
Nr.	Item
1	PV Input Terminal
2	DC Switch
3	WiFi Communication Module
4	Smart Meter / RS485 Port
5	DRED (6-Pin) / Remote shutdown(2-Pin)
6	AC Output Terminal
7	Indicator Lights
8	LCD screen
9	Button

AS-IC02-8000-2 AS-IC02-10000-2



Nr.	Item
1	PV Input Terminal
2	DC Switch
3	Waterproof vent
4	WiFi Communication Module
5	Smart Meter / RS485 Port
6	DRED (6-Pin) / Remote shutdown(2-Pin)
7	AC Output Terminal
8	Fan
9	Indicator lights
10	LCD screen
11	Button

AS-IC02-12000-2 AS-IC02-15000-2



Nr.	Item
1	PV Input Terminal (PV*3 pair)
2	DC Switch
3	Waterproof vent
4	WiFi Communication Module
5	AC Output Terminal
6	DRED (6-Pin) / Remote shutdown(2-Pin)
7	Smart Meter / RS485 Port
8	Fan
9	Indicator lights
10	LCD screen
11	Button

CONTACT US

info@aeg-industrialsolar.de | www.aeg-industrialsolar.de

Version 2022.05.V1-EN © Solar Solutions Group.

Specifications in this datasheet are subject to change without notice.

AEG is a registered trademark used under license from AB Electroflux (publ).